

Product Overview

GT200-HT-MT is a gateway which supports Modbus TCP slave and HART master. It can achieve the data exchange between single channel HART and Modbus TCP. HART side can be configured as a primary master or a secondary master.

Features and Benefits

- Easy to use: User simply refers to the product manual and application example , configure the gateway according to the requirements then can achieve communication in a short period of time.
- Ethernet 10 / 100M adaptive.
- Debugging function.
- Provide easy-to-use configuration software SST-HE-CFG .

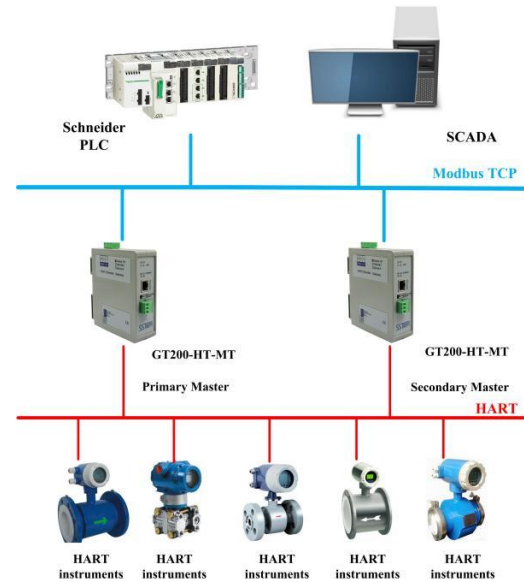
DIP Switch

The DIP switch is located at the bottom of the gateway, bit 1 is mode bit and bit 2 is function bit.

Bit 1	Bit 2	Description
Off	Off	Running mode, configuration enable
Off	On	Running mode, configuration disable
On	Off	Configuration mode, IP address is fixed at 192.168.0.10
On	On	Reserved

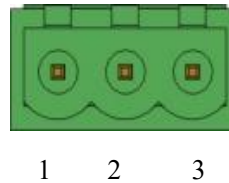
Notes:Restart GT200-HT-MT after resetting the configuration to make the configuration take effect!

Use Case



Power Interface

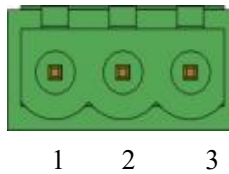
Power interface is shown as below:



Pin	Function
1	Power GND(24V-)
2	NC(Not Connected)
3	24V+, DC


HART Interface

HART interface is shown as below:



Pin	Function
1	HART Loop+,Connect HART Signal +
2	HART Loop-,Connect HART Signal-
3	NC,Not Connected

HART / Modbus TCP Gateway



Technical Specifications

- [1] HART side can be used as a primary master or the secondary master.
- [2] Support one HART channel, support connecting at most 13 instruments with gateway internal resistor (270Ω / 2W) and support connecting 15 instruments with an external resistor (250Ω / 2w).
- [3] HART side support single point and multi point mode, under single point mode, support data burst operation of HART slave device.
- [4] Support all commands of the HART protocol.
- [5] Each HART command can be configured for change of state output, polling output, initialization output or no output.
- [6] Each channel of HART supports up to 100 user commands, the output data buffer area can be up to 2000 bytes, and the input data buffer area up to 3000 bytes.
- [7] Operating temperature: -4°F~140°F(-20°C~60°C), Humidity:5% - 95% (non-condensing).
- [8] Power supply: 24VDC (11V-30V), <100mA (24VDC).
- [9] External Dimensions (W*H*D): 1.6in*5.0in*4.4in (40mm*125mm *110mm).

Indicators

Indicator	State	Description
TX	Green Blinking	HART channel data is sending.
	Off	No data sending.
RX	Green Blinking	HART channel data is receiving.
	Off	No data receiving.
NS	Green Off	No Modbus TCP data is exchanging.
	Green Blinking	Modbus TCP data is exchanging.
MS	Always Red	Indicate conflict of IP address.
	Red Blinking	Connection is Off, configuration Mode ,DHCP, BOOTP, IP address conflict detection.
	Red Blinking(For 3 seconds)	Connection is Off.